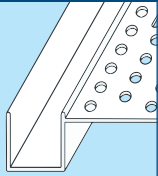



ARCHITECTURAL F REVEAL BEAD



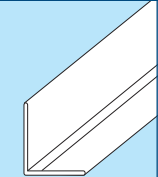
72-AS8720 Reveal Bead 10X10mm (3000mm)

FAST CAP



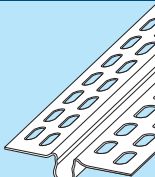
72-4883
Wall Fast Cap (3000mm)

FLEX GRID ANGLE™



72-8158M
Flex Grid Wall Angle 29x22mm White (2400mm)

REVEAL BEAD



72-5110 13x13 Reveal Bead (3000mm)
72-5150 6x6 Reveal Bead (3000mm)
72-5310 13x25 Reveal Bead (3000mm)

PRODUCT DESCRIPTION & APPLICATION:

72-8158M Flex Grid Wall Angle White 29x 2mm

- The ultimate way to finish an acoustical ceiling terminating at any curved surface
- Will achieve a finish minimum outside radius (Convex) of 140mm with approved fixings at 300mm centers
- Will achieve a finish maximum inside radius (Concave) of 1500mm with approved fixings at 300mm centers

NOTES:

- This product is for internal use only. Flexi Grid Angle curvature limited to the radii listed above
- Flex Grid Angle is designed as a trim wall angle only & is not designed to support the ceiling
- On an internal (concave) radius, fasten to the wall & allow 24 hours for the part to relax into place
- Any ripples can be removed with a Heat Gun. Use a slow motion along the rippled edge

72-4883 Wall Fast Cap

- With this product you can finish Doorways, End Walls, Dwarf Walls, etc without having to set the face of the return
- Wall construction being 64mm stud frame work with a single 13mm plasterboard sheet fixed to either side
- Be sure there is sufficient plasterboard backing on all straight runs. Adhere Fast Cap to backing, use be beads of Trim-Tex 72-710 Adhesive Caulk. Let adhesive cure and then flush in butt joints

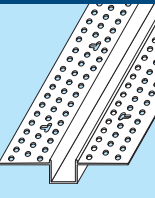
72-5110 13x13mm, 72-5310 13x25mm Reveal Bead, 72-5150 Reveal Bead 6x6mm

- The reveal beads are used to create a 13x13mm, 13x25mm & 6x6mm reveal in the finished plasterboard
- Both reveals can be installed into curved walls, soffits, columns etc

NOTES:

1. The incorrect installation of Trim-Tex Beads will void any Warranty (see Trim-Tex Product Warranty at www.wallboardtools.com.au)
2. Refer to UV Stabilized Trim-Tex beads or RenderEdge beads for external use
3. On vertical installation of Trim-Tex beads allow 6mm minimum clearance above floor for structural movement

ARCHITECTURAL REVEAL BEADS



72-AS5150 6x6 Reveal Bead (3000mm)
72-AS5130 10x10 Reveal Bead (3000mm)
72-AS5110 13x13 Reveal Bead (3000mm)
72-AS5310 13x25 Reveal Bead (3000mm)

Spray Adhesive 847

Spray a liberal coat of 847 to the inside of the bead as well as the surface of the plasterboard. Apply firm even pressure to ensure a solid bond.



Trim-Tex 847 Spray Adhesive is a high tack, pressure sensitive spray adhesive specifically designed to be used to install Trim-Tex Beads.

Caulk Application

Apply 1 bead of Bostik Xtreme Flex caulk for every 50mm of return

PRODUCT DATA SHEET